

Zambia Buy-in

CHANGES IN STAKEHOLDER PERCEPTIONS OF THE QUALITY OF INSTITUTIONAL ARCHITECTURE AND QUALITY OF AGRICULTURE AND FOOD SECURITY POLICY PROCESSES IN ZAMBIA

By

Hambulo Ngoma, Mywish Maredia, Nicole M. Mason, Milu Muyanga, and Antony Chapoto



Food Security Policy *Research Papers*

This *Research Paper* series is designed to timely disseminate research and policy analytical outputs generated by the USAID funded Feed the Future Innovation Lab for Food Security Policy (FSP) and its Associate Awards. The FSP project is managed by the Food Security Group of the Department of Agricultural, Food, and Resource Economics (AFRE) at Michigan State University (MSU), and implemented in partnership with the International Food Policy Research Institute (IFPRI) and the University of Pretoria (UP). Together, the MSU-IFPRI-UP consortium works with governments, researchers, and private sector stakeholders in Feed the Future focus countries in Africa and Asia to increase agricultural productivity, improve dietary diversity, and build greater resilience to challenges like climate change that affect livelihoods.

The papers are aimed at researchers, policy makers, donor agencies, educators, and international development practitioners. Selected papers will be translated into French, Portuguese, or other languages.

Copies of all FSP Research Papers and Policy Briefs are freely downloadable in pdf format from the following Web site: www.canr.msu.edu/fsp

Copies of all FSP papers and briefs are also submitted to the USAID Development Experience Clearing House (DEC) at: <http://dec.usaid.gov/>

Authors

Ngoma is Research Fellow, Indaba Agricultural Policy Research Institute (IAPRI); Maredia is Professor, Mason is Associate Professor, and Muyanga is Assistant Professor, Department of Agricultural, Food, and Resource Economics, Michigan State University; and Chapoto is Research Director, IAPRI.

Authors' Acknowledgment:

We are grateful to the Outreach Directorate of the Indaba Agricultural Policy Research Institute (IAPRI) for providing the stakeholder databases that formed the sampling frame, to Cleopatra Nawa for helping with implementing this endline survey in Zambia, and Patricia Johannes for formatting and editorial assistance.

This study was conducted as an activity of the Feed the Future Innovation Lab for Food Security Policy (FSP) and Zambia mission buy-in to FSP, and was made possible by the generous support of the American people through the United States Agency for International Development (USAID) (grant number AID-OAA-L-13-00001). This work was also supported by the US Department of Agriculture (USDA) National Institute of Food and Agriculture, and Michigan AgBioResearch (project number MICL02501). The contents of this publication are the responsibility of the authors and do not necessarily reflect the views of USAID, USDA, the United States Government, Michigan AgBioResearch, Michigan State University, the International Food Policy Research Institute, or the University of Pretoria. This FSP Research Paper is intended to promote discussion and has not been formally peer reviewed.

The Zambia FSP buy-in activities provide technical support to enhance IAPRI's capacity to conduct and disseminate high quality socio-economic research and engage in regional policy debates in thematic areas relevant to USAID's expending portfolio in natural resource management, regional trade, nutrition, and gender studies, with particular emphasis on using new methodical approaches. The Zambia FSP buy-in is implemented by MSU, IFPRI, and UP under the Feed the Future Innovation Lab for Food Security Policy.

This study is made possible by the generous support of the American people through the United States Agency for International Development (USAID) under the Feed the Future initiative. The contents are the responsibility of the study authors and do not necessarily reflect the views of USAID or the United States Government

Copyright © 2020, Michigan State University and IAPRI. All rights reserved. This material may be reproduced for personal and not-for-profit use without permission from but with acknowledgment to MSU and IAPRI.

Published by the Department of Agricultural, Food, and Resource Economics, Michigan State University, Justin S. Morrill Hall of Agriculture, 446 West Circle Dr., Room 202, East Lansing, Michigan 48824, USA.

ABSTRACT

Zambia, through her long-term development objective (the Vision 2030), aspires to become a prosperous middle-income country that assures food and nutrition security and reduced poverty. Despite sustained efforts by successive governments, questions remain around policy coherence and consistency in the agricultural sector. This paper reports on the perceived changes in the quality and design of agriculture and food security policy processes, and on the quality of the institutional architecture supporting these processes in Zambia. This report compares 2017 baseline and 2019 endline results and tracks whether, and in which direction, stakeholder perceptions of the quality of agricultural and food security policy processes and institutional architecture in Zambia have changed over time.

On the positive side, stakeholder perceptions on some elements of the policy process have improved over the two years from 2017 to 2019. For example, stakeholders now seem to perceive that policy analyses from research institutes are objective. This is important for evidence-based policymaking. Stakeholders are also more satisfied than at baseline with the quality and content of and participation in policy design and implementation in policy processes and the level of dialogue between government and other stakeholders.

However, stakeholder perceptions of the overall quality of agricultural and food security policies marginally declined by 0.27 points (on a scale of 0 to 3 points) between 2017 and 2019. Although this difference is statistically significant at 95% confidence level, this test is unreliable given the small sample (n=23) at baseline. The change seems to suggest that stakeholders somewhat perceive a less satisfactory quality of dialogue, coordination, cooperation, and partnership between stakeholders in the agricultural sector and government for advancing policy reforms on agriculture and food security issues in Zambia. Stakeholder perceptions of the quality of the institutional architecture of agriculture and food policy processes in Zambia barely changed—declining just by 0.05 points on a scale of 0 to 3 points) between 2017 and 2019.

Although tests for significant changes in perceptions between baseline and endline are unreliable, the downward trend in the overall perceptions of the quality of policy processes and institutional architecture indicate that, among other things, there is room for the agricultural and food security policy processes in Zambia to be more inclusive, engage more with stakeholders, and more effectively utilize the available empirical evidence to inform policy design. The perceived objectivity of current policy analyses in Zambia should strengthen the use of evidence to inform policy processes in the country. In addition, there is need to strengthen monitoring and evaluation systems of progress towards achieving agricultural development goals and to make resources available to support policy implementation.

CONTENTS

ABSTRACT.....	iv
LIST OF TABLES	vi
LIST OF FIGURES.....	vi
ACRONYMS	vii
1. INTRODUCTION AND BACKGROUND	1
2. DATA AND METHODS.....	3
3. PERCEPTIONS OF THE QUALITY OF AGRICULTURE AND FOOD SECURITY POLICY PROCESSES IN ZAMBIA.....	4
4. QUALITY OF INSTITUTIONAL ARCHITECTURE FOR AGRICULTURAL AND FOOD SECURITY POLICY PROCESSES IN ZAMBIA	7
5. OVERALL QUALITY OF AGRICULTURAL AND FOOD SECURITY POLICY PROCESSES IN ZAMBIA.....	10
6. CONCLUSION	12
REFERENCES.....	13
ANNEX 1.....	14

LIST OF TABLES

TABLE	PAGE
1. Institutional Category and Experience of Survey Respondents	3

LIST OF FIGURES

FIGURE	PAGE
1. Mean Assessment Score of Perceptions on the Quality of Agriculture and Food Security Policy Processes in Zambia, by Institution Type (Module B).....	6
2. Mean Assessment Score of Perceptions on the Quality of Institutional Architecture for Agriculture and Food Security Policy Processes in Zambia, by Institution Type (Module C)	9
3. Mean Assessment Score of Perceptions on the Overall Quality of Agriculture and Food Security Policies and Institutional Architecture in Zambia, by Institution Type (Module C)	11

ACRONYMS

AgSAG	Agricultural Sector Advisory Group
ASWG	Agricultural Sector Working Group
CAADP	Comprehensive African Agriculture Program
CSO	Civil Society Organization
FISP	Farmer Input Support Program
FRA	Food Reserve Agency
FSP	Innovation Lab for Food Security Policy
GRZ	Government of the Republic of Zambia
IAPRI	Indaba Agricultural Policy Research Institute
NAIP	National Agricultural Investment Plan
NAP	National Agriculture Policy
NGO	Non-Government Organization
PCA	Parliamentary Committee on Agriculture
SNAP	Second National Agriculture Policy
USAID	United States Agency for International Development

1. INTRODUCTION AND BACKGROUND

Zambia, through her long-term development objective (the Vision 2030), aspires to become a prosperous middle-income country by 2030. Attaining this long-term goal requires a mix of prudent and sound economic management and coordinated development planning. To actualize this vision, estimates suggest that Zambia will need to sustain an average annual economic growth rate of 10% and reduce poverty and inequality to about 20% and 40%, respectively, by 2030 (GRZ 2006). The agriculture sector remains an important economic sector that can contribute to sustained economic growth and transformation, and to poverty reduction in Zambia (GRZ 2017).

Government through the Ministry of Agriculture,¹ the Ministry of Fisheries and Livestock and other stakeholders has designed and implemented various policies aimed to assure food, income, and nutrition security. The National Agricultural Policy (NAP) provides the overall strategic policy direction for the agricultural sector in Zambia. The vision of the current Second National Agricultural Policy (SNAP) is “An efficient, competitive, and sustainable agricultural sector which assures food and nutrition security, increased employment opportunities and incomes.” The SNAP aims to facilitate the development of a competitive, diversified, equitable, efficient, profitable, commercialized, and sustainable agriculture sector.

The Zambian government signed the Comprehensive African Agriculture Development Program (CAADP) compact in 2011 and reaffirmed its commitment to both the Maputo and Malabo Declarations to spend at least 10% of its national budget on agriculture. While Zambia in several years in the mid-2000s surpassed the 10% budgetary allocation to agriculture, the overall effects of increased spending in agriculture on poverty reduction have been minimal. This is partly because most of the resources allocated to the agricultural sector are used to subsidize agricultural inputs through the Farmer Input Support Program (FISP) and to support maize producer prices through the Food Reserve Agency (FRA). The two programs, however, only support a handful of the intended smallholder farmers and instead largely benefit well-off, elite, and politically connected individuals. A more recent assessment, however, shows that Zambia has been unable to meet the 10% budgetary allocation to agriculture between 2013 and 2019 (Chapoto, Chisanga, and Kabisa 2018). The 2014 National Agricultural Investment Plan (NAIP) (now in revision) is another important strategic document, which identifies priority areas for investment within the agricultural sector in Zambia.

Despite efforts to make policy processes all-inclusive, stakeholders consider some government policies and interventions in the agricultural sector to be unpredictable, ad-hoc, and likely to crowd out private sector investment and engagement in the sector (Martin and Chileshe 2014). More recently, Ngoma et al. (2017) found that agricultural and food security policy processes in Zambia need to be more inclusive, engage more with stakeholders, and more effectively utilize the available empirical evidence to inform policy design. The authors also suggest a need to strengthen the monitoring and evaluation systems in order to assess progress towards achieving agricultural development goals and to make resources available to support policy implementation.

This endline report is part of the efforts by the Feed the Future Innovation Lab for Food Security Policy (FSP), with support from the United States Agency for International Development (USAID), to assess the institutional architecture and quality of policy processes for agriculture and food security in countries assisted by the Feed the Future initiative. This report compares stakeholder

¹ The name for the Ministry of Agriculture has evolved over the years. Recent names include Ministry of Agriculture and Cooperatives, and Ministry of Agriculture and Livestock.

perceptions on various agricultural and food policy processes per a 2019 endline survey to the values computed from a 2017 baseline survey. In particular, this paper analyzes the institutional architecture in Zambia's agricultural space as well as the involvement and perceptions of stakeholders on policy formulation and implementation. Institutional architecture can be defined as, "the set of partner-country processes, practices and priorities for data collection and analysis, consultation and dialogue, policy proposal, feedback, approval, implementation, and enforcement" (Martin and Chileshe 2014, page 1). The paper compares how opinions and perceptions of stakeholders on the quality and inclusiveness of agricultural and food security policy processes, and the institutional setting supporting these processes, changed between 2017 and 2019 in Zambia. It complements and extends previous policy analyses in Zambia (e.g., Chapoto et al. 2015; Martin and Chileshe 2014; Ngoma et al. 2017).

The main motivation for this analysis was to measure progress on two qualitative indicators (described below) of the overall quality of policy processes and institutional architecture that are included in the FSP Performance Monitoring Plan as contextual indicators. This paper reports on these indicators and compares indicator values between the 2017 baseline survey and the 2019 endline survey.

2. DATA AND METHODS

From the IAPRI stakeholder database, 123 potential respondents were purposively sampled to participate in the endline FSP survey on agriculture and food security policy processes in Zambia. The sample was drawn from the same database that was used to sample respondents for the baseline survey. The survey with a link to the electronic questionnaire (see Annex 1) was sent to and received by about 100 sampled respondents in January 2019. The reference period for the survey was 2018. The selected sample represented stakeholders from government, private sector, donor agencies, civil society, and non-governmental organizations, and research or think tank organizations that are active and considered influential within the Zambian agriculture and food security policy space. We followed up with the respondents (several times) using email, phone, and face to face interviews between January and March 2019. Sixty-three respondents completed the survey (Table 1).

Module A of the questionnaire captured background information on the respondent and their organization. On average, respondents had about 16 years of engagement in agricultural policy in Zambia and had been affiliated with their current organization for about 10 years at the time of the survey (Table 1). Modules B and C assessed the quality of policies and institutional architecture, respectively, and assessed stakeholder involvement in policy formulation and implementation. Modules D and E assessed stakeholder’s preferences for government investment under an increased and decreased budget scenario, respectively. Module F assessed stakeholder’s perceptions on the adequacy of government expenditure on FISP, FRA, infrastructure, agricultural extension, mechanization, and agriculture finance, among others. This paper only reports on the results of modules A – C, which were also captured in the baseline survey. Results of modules D, E, and F are reported elsewhere.

As was the case at baseline, the survey used Likert-scale type questions/statements covering various aspects of the policy processes and institutional architecture. Survey respondents indicated their level of agreement or disagreement to the statements by selecting one of the four options coded as 0 completely disagree, 1 somewhat disagree, 2 somewhat agree, and 3 completely agree. Mean scores to the questions for the whole sample and by respondent categories are reported. Figure 1 presents results for Module B, while Figures 2 and 3 present results for Module C.

Table 1. Institutional Category and Experience of Survey Respondents

Institutional Category	Frequency	Percent	Years with current organization (mean)	Years engaged in agricultural policy in Zambia (mean)
Donor	4	6.35	12.50	22.50
Government	12	19.05	13.58	16.64
CSO/NGO	17	26.98	6.76	14.12
Private sector	11	17.46	5.87	14.82
Research/think tank	19	30.16	12.82	17.89
Total	63	100	10.10	16.39

Source: 2019 FSP endline survey.

3. PERCEPTIONS OF THE QUALITY OF AGRICULTURE AND FOOD SECURITY POLICY PROCESSES IN ZAMBIA

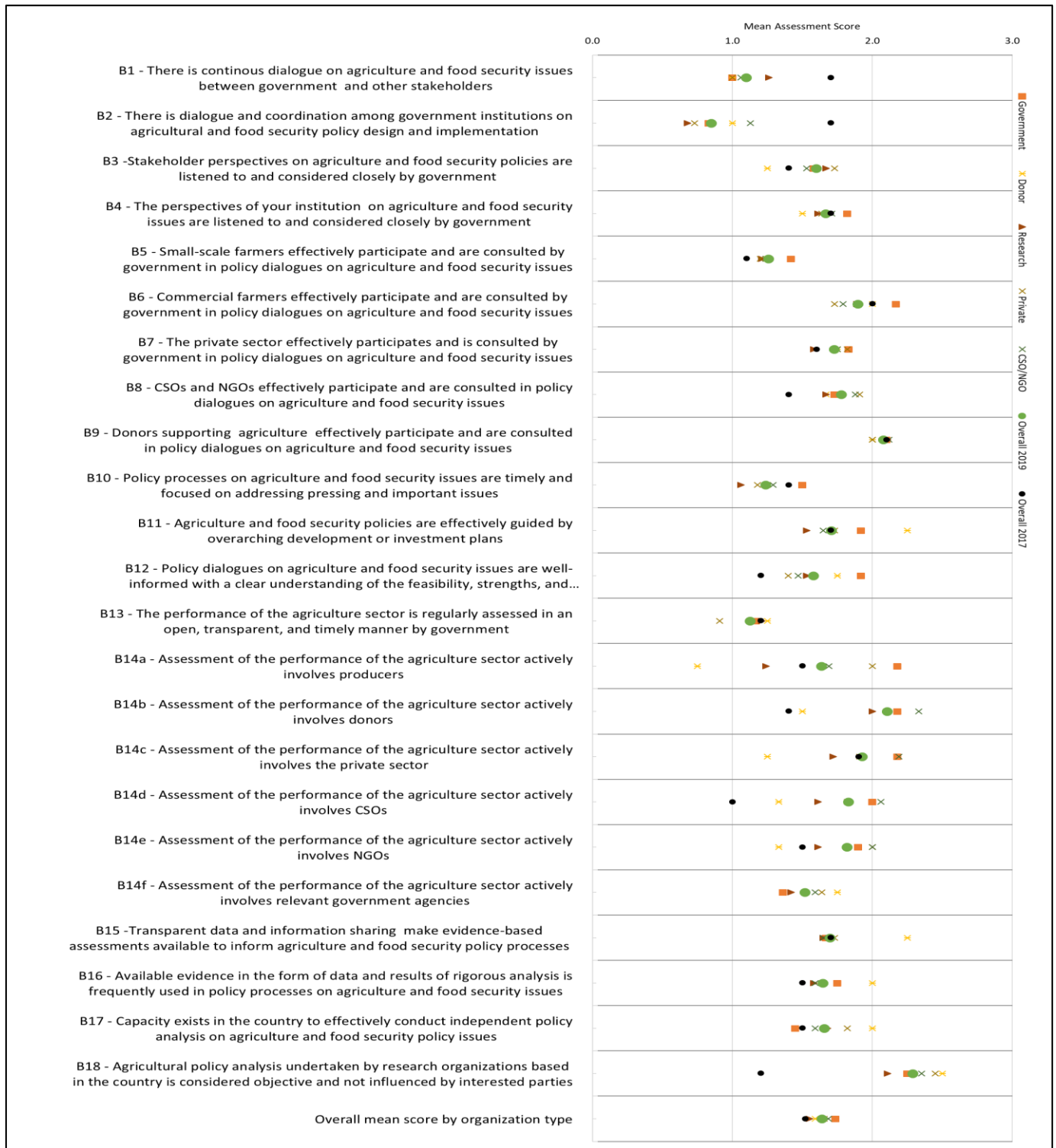
Questions in Module B assessed the quality of the content and inclusiveness of agricultural and food security policy processes and examined the extent to which other stakeholders participate in policy design and implementation in Zambia. The module also examined the level and quality of dialogue between government and non-government stakeholders, and the degree to which empirical evidence informs agriculture and food security policy debates in Zambia.

Most of the responses to the eighteen questions in Module B fall between the *somewhat disagree* and *somewhat agree* categories, with a mean score of about 1.64 (on a scale of 0 to points) for all questions (Figure 1). The overall mean score for government respondents at 1.74 is 0.11 points higher than the mean score for non-government respondents. When compared to the baseline, the aggregate perception of stakeholders of policy process in module B has improved by 0.12 points from an average of 1.52 to 1.64. Respondents from government are even more optimistic of the policy processes, raising their overall score by 0.19 points between 2017 and 2019. Although there was an improvement in stakeholder perceptions between 2017 and 2019, the aggregate score in 2019 still remains within the *somewhat disagree* to *somewhat agree* range and there are significant variations between baseline and endline values for several of the individual questions in the module. These results, therefore, suggest that there is room to improve the level and quality of dialogue and stakeholder involvement in agriculture and food security policy processes in Zambia. A closer look at the specific questions in Module B highlights the following. (Specific question numbers are noted in parentheses.)

- The mean scores on the level of dialogue between government and other stakeholders (B1), and on dialogue and coordination among government institutions (B2) was 1.00 (recall that a value of 1 corresponds to “somewhat disagree”). Responses across all respondent categories seem aligned in suggesting that they are somewhat dissatisfied with the level of dialogue between government and other stakeholders and on the level of coordination among government institutions on policy processes. The average score for B1 and B2 represents a significant drop in perceptions by 0.70 points from the baseline values.
- On average, stakeholders somewhat agreed that perspectives of their institutions were considered in policy processes. An overall mean score of 1.60 at endline suggests a marginal improvement in stakeholder perceptions from 1.40 at baseline. Unlike at baseline where government respondents were somewhat more satisfied with the manner in which perspectives of other stakeholders were included in the policy processes, respondents from the private sector and research institutes or think tanks were more satisfied with stakeholder involvement in the policy processes at the time of the endline survey.
- The private sector, donor agencies, and commercial farmers are perceived to effectively participate and are consulted more in the policy processes than are small-scale farmers (B5-B9).
- While most respondents somewhat agreed that agriculture and food security policies in Zambia are guided by overarching policy frameworks (B11), they felt that policy dialogues and debates were somewhat not well informed on feasibility, strengths, and weaknesses of policy options (B12) and that the policy processes were not timely and are not focused on addressing pressing and important issues (B10).

- As was the case at baseline, respondents were critical and somewhat disagreed with the statement that the performance of the agricultural sector is assessed openly, transparently, and in a timely manner (B13).
- Donor agencies, private sector, civil society organizations, and non-government organizations are perceived to be more involved in assessing the performance of the agricultural sector than are producers and relevant government agencies (B14a – B14f).
- Unlike at baseline where stakeholders were somewhat pessimistic, stakeholders at the time of the endline survey seemed to now somewhat agree that:
 - data and information sharing are important in evidence-based assessments of policy processes (B15),
 - rigorous empirical evidence is used in policy processes (B16), and
 - capacity exists to carry out independent policy analysis on agriculture and food security issues in Zambia (B17).
- With a mean score of 2.3, stakeholders somewhat to strongly agree that agricultural policy analysis undertaken by research organizations is considered objective and not influenced by interested parties (B18). This result is important for evidence-based policymaking and the average score is an improvement from the baseline report where stakeholders were somewhat pessimistic on the objectivity of policy analysis undertaken by research organizations.

Figure 1. Mean Assessment Score of Perceptions on the Quality of Agriculture and Food Security Policy Processes in Zambia, by Institution Type (Module B)



Source for all figures: 2017 FSP baseline and 2019 FSP endline surveys.

Note: The mean score is the average of four assessment levels: 0 for completely disagree, 1 for somewhat disagree, 2 for somewhat agree, and 3 for completely agree.

4. QUALITY OF INSTITUTIONAL ARCHITECTURE FOR AGRICULTURAL AND FOOD SECURITY POLICY PROCESSES IN ZAMBIA


Module C examined the quality of institutions as well as the monitoring and implementation frameworks for agriculture and food security policy processes in Zambia. As in the baseline, questions in this module assessed the degree to which institutions involved in policy processes are effective and examined the capacity of these institutions to design and inform policy, and to evaluate the performance of the agricultural sector. The institutions analyzed were the Agricultural Sector Working Group (ASWG) and the Parliamentary Committee on Agriculture (PCA). ASWG, now called the Agricultural Sector Advisory Group (AgSAG) is composed of both public and private sector representatives and meets quarterly. AgSAG engages with other stakeholders on matters pertinent to agriculture and reports progress on the Ministry of Agriculture's implementation of the National Agriculture Policy. PCA now called the Committee on Agriculture, Lands and Natural Resources is a committee of the Zambia parliament charged with the responsibility of scrutinizing and conducting surveillance on the ministries of Agriculture, Fisheries and Livestock, and Land and Natural Resources.

The overall mean score for the 18 questions on the quality of institutional architecture and policy monitoring in Module C is 1.81, again falling between the somewhat disagree and somewhat agree categories, but leaning more towards the latter. This is a more positive response relative to Module B and the baseline value of 1.51. The mean score for government respondents is 0.23 points higher than the mean score for non-government respondents (Figure 2). Overall, the results suggest that there has been marginal improvement between 2017 and 2019 in the quality and engagement of institutions to support agriculture and food security policies in Zambia. However, there are appreciable differences in the mean scores for individual questions and among the five respondent categories. Some of the main insights from Module C include the following:

- The mean score for the statement “an effective and efficient ASWG exists” is 1.67, suggesting that most of the respondents are in between the somewhat disagree and somewhat agree categories. Most respondents were inclined to somewhat agree with the perception that discussions in the ASWG are well informed on current conditions in the agricultural sector, that empirical evidence is utilized to assess policy options, and that decisions made by the ASWG are communicated back to political leadership in Zambia (C1-C4).
- Despite a somewhat positive perception of the ASWG and an improvement from the baseline score, respondents were pessimistic that government seriously considers decisions made by the ASWG and that a clear relationship exists between these decisions and agricultural policies (C5 and C6).
- Respondents were less agreeable that the PCA provides effective oversight on agricultural spending than the ASWG and that there is a clear relationship between recommendations from PCA and government policy decisions (C7 and C8).
- Respondents seemed agreeable that there is an overarching framework to guide agricultural and food security policies (C11) and the level of agreement is similar across all respondent categories.

- Similar to the baseline results, the overall perception of the respondents across all stakeholder categories is that there is neither an effective system to monitor policy implementation and results in the agricultural sector (C13), nor an effective and comprehensive monitoring and evaluation system to measure progress towards achieving agricultural development goals (C14). Respondents also disagree that resources are made available to support implementation once a policy is announced (C15). As was the case in the baseline, these three indicators (C13-C15) received the lowest ratings among the 18 statements included in Module C.
- Stakeholders interviewed perceive that donors supporting the agriculture sector in Zambia make commitments that are clear, realistic, and genuine and seem to have an effective coordination forum that does not disrupt the flow of resources committed to the sector (C16 and C17). Stakeholders also felt that government and donors embrace transparency and debate in policy processes and decision-making (C18).

Figure 2. Mean Assessment Score of Perceptions on the Quality of Institutional Architecture for Agriculture and Food Security Policy Processes in Zambia, by Institution Type (Module C)



Note: The mean score is the average of four assessment levels: 0 for completely disagree, 1 for somewhat disagree, 2 for somewhat agree and 3 for completely agree.

5. OVERALL QUALITY OF AGRICULTURAL AND FOOD SECURITY POLICY PROCESSES IN ZAMBIA

Survey responses from Module C were also used to generate baseline indices for the FSP activities in Zambia. These indices measure the overall stakeholder perceptions on the quality of agricultural and food security policies and the overall quality of the institutional architecture in the country. We collected data on these same indices at endline in order to measure overall progress in the quality of policy processes and institutional architecture. Question C19, which asked respondents to give their rating on “*How satisfied are you today with the overall quality of dialogue, coordination, cooperation, and partnership between stakeholders in the sector and government for advancing policy reforms on agriculture and food security issues in Zambia*”, captures the first index on the quality of policy processes. The second index on the quality of institutional architecture was computed following the method used by Benson et al. (2018) as an aggregate score for the following statements: C1, whether an efficient Agriculture Sector Working group exists (ASWG); C6, decisions of the ASWG are aligned with agricultural policy; C11, there is an efficient overarching framework that guides actions in the agriculture sector; and C14 there is an effective and comprehensive monitoring and evaluation framework that measures progress in agricultural development.


Figure 3 reports these results. An average score of 1.38 for the first index is 0.27 points lower (on a scale of 0 to 3 points) than the baseline value and the difference is statistically significant at the 95% confidence level.² (This test result is however unreliable because the baseline had a small sample at $n=23$). The downward trend between baseline and endline suggests that stakeholders in Zambia are somewhat less satisfied with the overall quality of dialogue, coordination, cooperation, and partnership between stakeholders in the sector and government for advancing policy reforms on agriculture and food security issues in Zambia. The results are fairly consistent across all institution types.

The aggregate index for the overall quality of institutional architecture barely changed, declining by just by 0.05 points from the baseline value to an overall mean score of 1.54.³ The mean scores are fairly similar across institution types, suggesting that the overall picture on the institutional architecture is rather pessimistic. Generally, government respondents were more pessimistic than non-government respondents about the effectiveness of the ASWG and the existence of an effective and comprehensive monitoring and evaluation system to monitor progress towards achieving the agricultural development goals of the country. On the other hand, all respondents from various organization types were agreeable and somewhat satisfied that a clearly defined overarching framework exists to guide actions in the agriculture sector to increase productivity, production, food security, and nutrition. However, they are less agreeable that there is an effective and comprehensive monitoring and evaluation framework to monitor progress towards achieving agricultural development goals in the country.

² $t = 2.72$ against a critical value for a two-tailed test of $t = 2.07$.

³ The difference is not statistically different, $t = 0.25$ against a critical value for a two-tailed test of $t = 2.07$.

Figure 3. Mean Assessment Score of Perceptions on the Overall Quality of Agriculture and Food Security Policies and Institutional Architecture in Zambia, by Institution Type (Module C)



Note: The mean score is the average of four assessment levels: 0 for completely disagree, 1 for somewhat disagree, 2 for somewhat agree and 3 for completely agree.

6. CONCLUSION

The aim of the 2019 endline survey was to provide stakeholder assessments of the perceived changes in the quality and design of agriculture and food security policy processes, and on the quality of the institutional architecture supporting these processes in Zambia. This report compares baseline and endline results and tracks whether and in which direction the quality of agricultural and food security policy processes and institutional architecture in Zambia changed over time. The two main indicators reported on are i) overall stakeholder satisfaction with the quality of agricultural and food security policies, and ii) overall stakeholder satisfaction with the quality of the institutional architecture of agriculture and food policy processes in Zambia.

The overall stakeholder perceptions on indicator one declined marginally by 0.27 points between baseline and endline, suggesting that stakeholders perceive a somewhat less satisfactory quality of dialogue, coordination, cooperation, and partnership between stakeholders in the agricultural sector and government for advancing policy reforms on agriculture and food security issues in Zambia in 2019 compared to 2017. Further research is warranted to understand why there is this downward trend in overall satisfaction with policy processes even though there is a marginal improvement in the mean perceptions of the quality of policy processes between baseline and endline. Aggregate perceptions on indicator two barely changed, suggesting that stakeholders view little difference in the overall quality of the institutional architecture for agriculture and food security policy processes in 2017 versus 2019 in Zambia.

On the positive side, stakeholder perceptions on some elements of the policy process have improved over the two years from 2017 to 2019. For example, stakeholders now seem to perceive that policy analyses from research institutes are objective. This is important for evidence-based policymaking. Stakeholders are also more satisfied with the quality and content of, participation in policy design and implementation in policy processes, and the level of dialogue between government and other stakeholders. However, the marginal downward trend in the overall perceptions on satisfaction with the quality of dialogue, coordination, cooperation, and partnership between stakeholders and government warrants attention.

The marginal downward trend in overall perceptions indicate that there is scope for the agricultural and food security policy processes in Zambia to be more inclusive and engage more with stakeholders, and to more effectively utilize the available empirical evidence to inform policy design. The perceived objectivity of current policy analyses in Zambia should strengthen the use of evidence to inform policy processes in the country. There is also need to strengthen monitoring and evaluation systems of progress towards achieving agricultural development goals and to make resources available to support policy implementation. The institutions supporting agricultural and food security policy processes such as the Agricultural Sector Working Group and the Parliamentary Committee of Agriculture need strengthening. Better quality policy processes are a prerequisite for improved performance of the agricultural sector and better livelihoods for the masses employed in the agri-food sector in Zambia.

REFERENCES

- Benson, T., Z. Nyirenda, F. Nankhuni, and M. Maredia. 2018. *The Quality of Agriculture and Food Security Policy Processes at National Level in Malawi: Results from the 2017/18 Malawi Agriculture and Food Security Policy Processes End Line Survey*. Food Security Policy Research Paper No. 107. Lilongwe Malawi: New Alliance Policy Acceleration Support, Malawi Project, Innovation Lab for Food Security Policy.
- Chapoto, A., B. Chisanga, and M. Kabisa. 2018. *Zambia 2018 Agriculture Status Report*. Lusaka, Zambia: Indaba Agricultural Policy Research Institute.
- Chapoto, A., O. Zulu-Mbata, B.D. Hoffman, C. Kabaghe, N. Sitko, A. Kuteya, and B. Zulu. 2015. *The Politics of Maize in Zambia: Who Holds the Keys to Change the Status Quo?* IAPRI Working Paper No. 99. Lusaka, Zambia: Indaba Agricultural Policy Research Institute.
- GRZ. 2006. *Zambia Vision 2030*. Lusaka: Government of the Republic of Zambia.
- GRZ. 2017. *Seventh National Development Plan 2017-2021*. Lusaka: Ministry of National Development Planning, Government of the Republic of Zambia.
- Martin, J. and C. Chileshe. 2014. *Zambia Food Security Policy Assessment: Institutional Architecture for Food Security and Policy Change: Africa Lead II*, Development Alternatives, Inc. Washington, DC: USAID, Feed the Future Building Capacity for African Agricultural Transformation Project.
- Ngoma, H., N.J. Sitko, T.S. Jayne, A. Chapoto, and M. Maredia. 2017. *Institutional Architecture and Quality of Agriculture and Food Security Processes in Zambia*. Feed the Future Innovation Lab for Food Security Policy Research Paper No. 75. East Lansing: Michigan State University.

ANNEX 1

ZAMBIA FSP FOLLOWUP SURVEY QUESTIONNAIRE (2019)

Consent Statement

This survey is part of a joint effort by the Food Security Policy (FSP) Innovation Lab and the Indaba Agricultural Policy Research Institute to study the institutional architecture and quality of policy processes on agriculture and food security in Zambia. FSP is managed by Michigan State University (MSU) with funding from the United States Agency for International Development (USAID). Similar surveys are being conducted by the FSP project in other countries in Africa and Asia to derive “best practice” lessons on strengthening policy processes on agriculture and food security issues. This is a follow up survey to a similar survey conducted in 2016 to better understand any changes in the institutional architecture or in the quality of policy processes on agriculture and food security in Zambia over the past 2 years. You are free to voluntarily choose to participate in this survey or stop participating at any time without any loss or harm to you. If you choose to participate, your help in answering these questions is greatly appreciated. Your responses will be kept completely confidential to the maximum extent allowable by law. Your responses will be summed together with those from other stakeholders in Zambia and possibly from other countries. Only general averages from the analysis will be reported. For any questions about the study, contact Dr. Hambulo Ngoma hambulo.ngoma@iapri.org.zm or Dr. Mywish Maredia maredia@msu.edu. By continuing with this survey, you indicate your voluntary consent to participate in this study.

Section A: Background Information

A1. Name

--	--

First name Last Name

A2. Position:

--

A3. Organization:

--

A3b. Select type of Organization *

- Government organization (including Ministries)
- Private sector (including farmer organizations, Associations)
- Research institution (i.e., university, think tanks)
- Donor
- Non-Governmental organization (NGOs), Civil Society Organizations

A4. Years at organization: *

--

A5. Total years of experience with agriculture and food security policy issues in Zambia: *

--

A6. Is your organization a member of the Agricultural Sector Working Group or other similar taskforce or steering committee on agriculture or food security issues?

- Yes No

A6a. Please indicate which ones: (need list)

--

Please rate each of the following statement on a scale of 0 to 3, where:

0 = you highly disagree/are completely dissatisfied;

1 = somewhat disagree/are somewhat dissatisfied;

2 = somewhat agree/are somewhat satisfied; and

3 = you highly agree/are completely satisfied.

(If the question is not applicable or you do not know, mark 'Don't Know / Not Applicable'.)

All the statements refer to the policy environment in Zambia in calendar year (2018) for the broad agriculture sector, including issues relating to food security. You may, if you wish, add a comment in the space provided under each statement to elaborate your response.

*The term '**stakeholder**' is used here to collectively include representatives from the private sector, civil society actors, NGOs, research organizations, the donor community, producer organizations citizen's groups, etc. that are active **in Zambia** on agriculture and food security policy issues. The term exclude government institutions. Government institutions are collectively referred to as "**government**".*

*The term '**policy**' as used here includes the content of master development frameworks for Zambia, sector strategies, sub-sector strategies, public investment plans, proposed legislation and regulations, and the design of public programs.*

B1. How would you rate the level of dialogue on agriculture and food security issues between government sector representatives and other stakeholders?

- 0 = Does not exist
- 1 = Exists at low level
- 2 = Exists at moderate level
- 3 = Exists at highly satisfactory level
- Don't know / Not applicable

B2. How would you rate the level of dialogue and coordination among government institutions on agriculture and food security policy design and implementation?

- 0 = Does not exist
- 1 = Exists at low level
- 2 = Exists at moderate level
- 3 = Exists at highly satisfactory level
- Don't know / Not applicable

B3. Stakeholder perspectives on agriculture and food security policies are listened to and considered closely by government

- 0 = you highly disagree/are completely dissatisfied
- 1 = somewhat disagree/are somewhat dissatisfied
- 2 = somewhat agree/are somewhat satisfied
- 3 = you highly agree/are completely satisfied
- Don't know / Not applicable

B4. The perspectives of your institution in policy dialogues on agriculture and food security issues are listened to and considered closely by government

- 0 = you highly disagree/are completely dissatisfied
- 1 = somewhat disagree/are somewhat dissatisfied
- 2 = somewhat agree/are somewhat satisfied
- 3 = you highly agree/are completely satisfied
- Don't know / Not applicable

B5. Small-scale farmers or their representatives effectively participate in and are consulted by government in policy dialogues on agriculture and food security issues

- 0 = you highly disagree/are completely dissatisfied
- 1 = somewhat disagree/are somewhat dissatisfied
- 2 = somewhat agree/are somewhat satisfied
- 3 = you highly agree/are completely satisfied
- Don't know / Not applicable

B6. Commercial farmers or their representatives effectively participate in and are consulted by government in policy dialogues on agriculture and food security issues

- 0 = you highly disagree/are completely dissatisfied
- 1 = somewhat disagree/are somewhat dissatisfied
- 2 = somewhat agree/are somewhat satisfied
- 3 = you highly agree/are completely satisfied
- Don't know / Not applicable

B7. The private sector effectively participates and is consulted by government in policy dialogues on agriculture and food security issues

- 0 = you highly disagree/are completely dissatisfied
- 1 = somewhat disagree/are somewhat dissatisfied
- 2 = somewhat agree/are somewhat satisfied
- 3 = you highly agree/are completely satisfied
- Don't know / Not applicable

B8. Civil society organizations (CSOs) and non-governmental organizations (NGOs) effectively participate in and are consulted in policy dialogues on agriculture and food security issues

- 0 = you highly disagree/are completely dissatisfied
- 1 = somewhat disagree/are somewhat dissatisfied
- 2 = somewhat agree/are somewhat satisfied
- 3 = you highly agree/are completely satisfied
- Don't know / Not applicable

B9. Donors supporting the agriculture sector in the country effectively participate in and are consulted in policy dialogues on agriculture and food security issues

- 0 = you highly disagree/are completely dissatisfied
- 1 = somewhat disagree/are somewhat dissatisfied
- 2 = somewhat agree/are somewhat satisfied
- 3 = you highly agree/are completely satisfied
- Don't know / Not applicable

B10. Policy processes on agriculture and food security issues are timely and focused on addressing pressing and important issues related to the agriculture sector

- 0 = you highly disagree/are completely dissatisfied
- 1 = somewhat disagree/are somewhat dissatisfied
- 2 = somewhat agree/are somewhat satisfied
- 3 = you highly agree/are completely satisfied
- Don't know / Not applicable

B11. Agriculture and food security policies are effectively guided by overarching development or investment plans, such as the CAADP National Agricultural Investment Plan or the National Agricultural Plan.

- 0 = you highly disagree/are completely dissatisfied
- 1 = somewhat disagree/are somewhat dissatisfied
- 2 = somewhat agree/are somewhat satisfied
- 3 = you highly agree/are completely satisfied
- Don't know / Not applicable

B12. Policy dialogues on agriculture and food security issues can be characterized as well-informed with a clear understanding of the feasibility, strengths, and weaknesses of the policy options being considered

- 0 = you highly disagree/are completely dissatisfied
- 1 = somewhat disagree/are somewhat dissatisfied
- 2 = somewhat agree/are somewhat satisfied
- 3 = you highly agree/are completely satisfied
- Don't know / Not applicable

B13. The performance of the agriculture sector is regularly assessed in an open, transparent, and timely manner by government

- 0 = you highly disagree/are completely dissatisfied
- 1 = somewhat disagree/are somewhat dissatisfied
- 2 = somewhat agree/are somewhat satisfied
- 3 = you highly agree/are completely satisfied
- Don't know / Not applicable

B14. The assessment of the performance of the agriculture sector actively involves representatives from:

	0 = you highly disagree	1 = somewhat disagree	2 = somewhat agree	3 = you highly agree	Don't know/Not applicable
a. Producers	<input type="radio"/>	<input type="radio"/>	<input type="radio"/>	<input type="radio"/>	<input type="radio"/>
b. Donors	<input type="radio"/>	<input type="radio"/>	<input type="radio"/>	<input type="radio"/>	<input type="radio"/>
c. The private sector in agriculture	<input type="radio"/>	<input type="radio"/>	<input type="radio"/>	<input type="radio"/>	<input type="radio"/>
d. Civil Society Organizations (CSOs)	<input type="radio"/>	<input type="radio"/>	<input type="radio"/>	<input type="radio"/>	<input type="radio"/>
e. NGOs	<input type="radio"/>	<input type="radio"/>	<input type="radio"/>	<input type="radio"/>	<input type="radio"/>
f. Relevant Government agencies	<input type="radio"/>	<input type="radio"/>	<input type="radio"/>	<input type="radio"/>	<input type="radio"/>

B15. A publicly transparent data and information sharing system makes evidence-based assessments available to inform discussions and decisions in policy processes for agriculture and food security policy.

- 0 = you highly disagree/are completely dissatisfied
- 1 = somewhat disagree/are somewhat dissatisfied
- 2 = somewhat agree/are somewhat satisfied
- 3 = you highly agree/are completely satisfied
- Don't know / Not applicable

B16. Available evidence in the form of data and results of rigorous analysis is frequently used in policy processes on agriculture and food security issues

- 0 = you highly disagree/are completely dissatisfied
- 1 = somewhat disagree/are somewhat dissatisfied
- 2 = somewhat agree/are somewhat satisfied
- 3 = you highly agree/are completely satisfied
- Don't know / Not applicable

B17. Capacity exists in the country to effectively conduct independent policy analysis on agriculture and food security policy issues

- 0 = you highly disagree/are completely dissatisfied
- 1 = somewhat disagree/are somewhat dissatisfied
- 2 = somewhat agree/are somewhat satisfied
- 3 = you highly agree/are completely satisfied
- Don't know / Not applicable

B18. Agricultural policy analysis undertaken by research organizations based in the country is considered objective and not influenced by interested parties

- 0 = you highly disagree/are completely dissatisfied
- 1 = somewhat disagree/are somewhat dissatisfied
- 2 = somewhat agree/are somewhat satisfied
- 3 = you highly agree/are completely satisfied
- Don't know / Not applicable

Section C: Quality of institutional architecture for agriculture and food security policy processes in the country

C1. An effective and efficient Agricultural Sector Working Group exists

- 0 = you highly disagree/are completely dissatisfied
- 1 = somewhat disagree/are somewhat dissatisfied
- 2 = somewhat agree/are somewhat satisfied
- 3 = you highly agree/are completely satisfied
- Don't know / Not applicable

C2. Discussions in the Agricultural Sector Working Group are well-informed on current conditions in the agriculture sector of Zambia

- 0 = you highly disagree/are completely dissatisfied
- 1 = somewhat disagree/are somewhat dissatisfied
- 2 = somewhat agree/are somewhat satisfied
- 3 = you highly agree/are completely satisfied
- Don't know / Not applicable

C3. Discussions in the Agricultural Sector Working Group respond to empirical evidence about the feasibility, strengths, and weaknesses of the various policy options proposed

- 0 = you highly disagree/are completely dissatisfied
- 1 = somewhat disagree/are somewhat dissatisfied
- 2 = somewhat agree/are somewhat satisfied
- 3 = you highly agree/are completely satisfied
- Don't know / Not applicable

C4. The Agricultural Sector Working Group clearly communicates to the political leadership of Zambia the decisions on policy and program design it makes

- 0 = you highly disagree/are completely dissatisfied
- 1 = somewhat disagree/are somewhat dissatisfied
- 2 = somewhat agree/are somewhat satisfied
- 3 = you highly agree/are completely satisfied
- Don't know / Not applicable

C5. Government seriously considers the proposals made by the Agricultural Sector Working Group

- 0 = you highly disagree/are completely dissatisfied
- 1 = somewhat disagree/are somewhat dissatisfied
- 2 = somewhat agree/are somewhat satisfied
- 3 = you highly agree/are completely satisfied
- Don't know / Not applicable

C6. A clear relationship exists between decisions made by the Agricultural Sector Working Group and agricultural policy decisions

- 0 = you highly disagree/are completely dissatisfied
- 1 = somewhat disagree/are somewhat dissatisfied
- 2 = somewhat agree/are somewhat satisfied
- 3 = you highly agree/are completely satisfied
- Don't know / Not applicable

C7. The Parliamentary Committee on Agriculture provides effective oversight on agricultural sector spending and budgetary allocations

- 0 = you highly disagree/are completely dissatisfied
- 1 = somewhat disagree/are somewhat dissatisfied
- 2 = somewhat agree/are somewhat satisfied
- 3 = you highly agree/are completely satisfied
- Don't know / Not applicable

C8. A clear relationship exists between the policy recommendations of the Parliamentary Committee on Agriculture and the policy decisions made by the government related to agriculture and food security.

- 0 = you highly disagree/are completely dissatisfied
- 1 = somewhat disagree/are somewhat dissatisfied
- 2 = somewhat agree/are somewhat satisfied
- 3 = you highly agree/are completely satisfied
- Don't know / Not applicable

C9. The planning departments within relevant Ministries have the capacity to utilize available evidence to design agriculture and food security policies in Zambia

- 0 = you highly disagree/are completely dissatisfied
- 1 = somewhat disagree/are somewhat dissatisfied
- 2 = somewhat agree/are somewhat satisfied
- 3 = you highly agree/are completely satisfied
- Don't know / Not applicable

C10. A clear relationship exists between the policy recommendations of relevant Ministry planning departments and the policy decisions made by the government related to agriculture and food security.

- 0 = you highly disagree/are completely dissatisfied
- 1 = somewhat disagree/are somewhat dissatisfied
- 2 = somewhat agree/are somewhat satisfied
- 3 = you highly agree/are completely satisfied
- Don't know / Not applicable

C11. A clearly defined overarching policy framework exists to guide action in the agriculture sector to improve agricultural productivity, increase production, boost food security, and enhance nutrition

- 0 = you highly disagree/are completely dissatisfied
- 1 = somewhat disagree/are somewhat dissatisfied
- 2 = somewhat agree/are somewhat satisfied
- 3 = you highly agree/are completely satisfied
- Don't know / Not applicable

C12. The content of the overarching policy framework for the agriculture sector represents the results of informed, transparent, and broad discussions among stakeholders in the sector

- 0 = you highly disagree/are completely dissatisfied
- 1 = somewhat disagree/are somewhat dissatisfied
- 2 = somewhat agree/are somewhat satisfied
- 3 = you highly agree/are completely satisfied
- Don't know / Not applicable

C13. An effective system to monitor policy implementation and results in the agriculture sector is in place and functional

- 0 = you highly disagree/are completely dissatisfied
- 1 = somewhat disagree/are somewhat dissatisfied
- 2 = somewhat agree/are somewhat satisfied
- 3 = you highly agree/are completely satisfied
- Don't know / Not applicable

C14. An effective and comprehensive monitoring and evaluation system to monitor progress towards the agricultural development goals of the country is in place and functional

- 0 = you highly disagree/are completely dissatisfied
- 1 = somewhat disagree/are somewhat dissatisfied
- 2 = somewhat agree/are somewhat satisfied
- 3 = you highly agree/are completely satisfied
- Don't know / Not applicable

C15. After a policy decision on an agriculture or food security issue is made, appropriate resources are committed and made available for effective policy implementation

- 0 = you highly disagree/are completely dissatisfied
- 1 = somewhat disagree/are somewhat dissatisfied
- 2 = somewhat agree/are somewhat satisfied
- 3 = you highly agree/are completely satisfied
- Don't know / Not applicable

C16. An effective donor coordination forum exists for the agriculture sector in Zambia so that donors work together in a consistent manner and in a way that minimizes any disruptions to the flow of resources that they commit to agricultural development

- 0 = you highly disagree/are completely dissatisfied
- 1 = somewhat disagree/are somewhat dissatisfied
- 2 = somewhat agree/are somewhat satisfied
- 3 = you highly agree/are completely satisfied
- Don't know / Not applicable

C17. In general, donors supporting the agriculture sector in Zambia make commitments that are clear, realistic, and genuine

- 0 = you highly disagree/are completely dissatisfied
- 1 = somewhat disagree/are somewhat dissatisfied
- 2 = somewhat agree/are somewhat satisfied
- 3 = you highly agree/are completely satisfied
- Don't know / Not applicable

C18. The government and donors supporting the agriculture sector have embraced transparency and debate in policy processes and decision making

- 0 = you highly disagree/are completely dissatisfied
- 1 = somewhat disagree/are somewhat dissatisfied
- 2 = somewhat agree/are somewhat satisfied
- 3 = you highly agree/are completely satisfied
- Don't know / Not applicable

C19. How satisfied are you today with the overall QUALITY of dialogue, coordination, cooperation, and partnership between stakeholders in the sector and government for advancing policy reforms on agriculture and food security issues in Zambia

- 0 = you highly disagree/are completely dissatisfied
- 1 = somewhat disagree/are somewhat dissatisfied
- 2 = somewhat agree/are somewhat satisfied
- 3 = you highly agree/are completely satisfied
- Don't know / Not applicable

THANK YOU FOR YOUR TIME TO PARTICIPATE IN THIS SURVEY
Please save this as a PDF and return by email as an attachment. Thank You.

